

# Swerve

---

LOUNGE SEATING

Effective: March 1, 2025

T R I N I T Y

**Date:**

**Page:**

**Modification:**

**Description:**

---





**DESCRIPTION:**

- Upholstery Frames: Hardwood & Plywood
- Seat: High Density Foam Over Sheet Webbing
- Back: High Density Foam Over Plywood Frame
- 10 Year Warranty

**OPTIONS:**

Feather Down & Polyester Pillows Available (See Page 5)

**NOTE: Trinity Must Approve Fabric Selection Before Ordering.**

LOUNGE		ITEM #:	SPECIFICATIONS   GRADES   LIST PRICES:													
	LOUNGE CHAIR / FULLY UPHOLSTERED	333-A	Overall: 30.75"w 27"d 30.75"h			Arm: 25.5"h			COM: 3 yds.							
	Seat: 23"w 19.5"d 18"h			Weight: 60 lbs.			COL: 54 sq.ft.									
	COM		COL	1	2	3	4	5	6	7	8	9	10	L1	L2	
			1332	1466	1401	1472	1543	1613	1684	1755	1825	1896	1967	2038	2141	2395
Tight Seat & Back / 4 Leg - Black Steel Base / 350 lb. Weight Capacity																
	LOUNGE CHAIR / FULLY UPHOLSTERED	333-B	Overall: 30.75"w 27"d 30.75"h			Arm: 25.5"h			COM: 3 yds.							
	Seat: 23"w 19.5"d 18"h			Weight: 60 lbs.			COL: 54 sq.ft.									
	COM		COL	1	2	3	4	5	6	7	8	9	10	L1	L2	
			1457	1603	1519	1590	1660	1731	1802	1873	1943	2014	2085	2155	2259	2513
Tight Seat & Back / 4 Leg - Flat Polished Base / 360° Swivel Only - No Height Adjustment / 350 lb. Weight Capacity																
	LOUNGE CHAIR / FULLY UPHOLSTERED	333-C	Overall: 30.75"w 27"d 30.75"h			Arm: 25.5"h			COM: 3 yds.							
	Seat: 23"w 19.5"d 18"h			Weight: 60 lbs.			COL: 54 sq.ft.									
	COM		COL	1	2	3	4	5	6	7	8	9	10	L1	L2	
			1632	1795	1684	1755	1825	1896	1967	2038	2108	2179	2250	2320	2424	2678
Tight Seat & Back / 4 Leg - Tapered Brushed Aluminum Metal Legs / 350 lb. Weight Capacity																
	LOUNGE CHAIR / FULLY UPHOLSTERED	333-D	Overall: 30.75"w 27"d 30.75"h			Arm: 25.5"h			COM: 3 yds.							
	Seat: 23"w 19.5"d 18"h			Weight: 55 lbs.			COL: 54 sq.ft.									
	COM		COL	1	2	3	4	5	6	7	8	9	10	L1	L2	
			1233	1356	1307	1378	1448	1519	1590	1660	1731	1802	1873	1943	2047	2301
Tight Seat & Back / 4 Leg - Tapered Wooden Legs / 350 lb. Weight Capacity																





**DESCRIPTION:**

- Upholstery Frames: Hardwood & Plywood
- Seat: High Density Foam Over Sheet Webbing
- Back: High Density Foam Over Plywood Frame
- 10 Year Warranty

**OPTIONS:**

Feather Down & Polyester Pillows Available (See Page 5)

**NOTE: Trinity Must Approve Fabric Selection Before Ordering.**

LOUNGE		ITEM #:	SPECIFICATIONS   GRADES   LIST PRICES:													
	TWO PLACE SOFA / FULLY UPHOLSTERED	334-C	Overall: 53"w 27"d 30.75"h			Arm: 25.5"h			COM: 5.25 yds.							
			Seat: 45.25"w 19.5"d 18"h			Weight: 110 lbs.			COL: 94.5 sq.ft.							
			COM	COL	1	2	3	4	5	6	7	8	9	10	L1	L2
			2820	3102	2921	3054	3188	3321	3455	3588	3721	3855	3988	4122	4329	4810
Tight Seat & Back / 4 Leg - Tapered Brushed Aluminum Legs / 500 lb. Weight Capacity																
	TWO PLACE SOFA / FULLY UPHOLSTERED	334-D	Overall: 53"w 27"d 30.75"h			Arm: 25.5"h			COM: 5.25 yds.							
			Seat: 45.25"w 19.5"d 18"h			Weight: 110 lbs.			COL: 94.5 sq.ft.							
			COM	COL	1	2	3	4	5	6	7	8	9	10	L1	L2
			2313	2544	2441	2572	2703	2833	2964	3095	3226	3357	3488	3619	3822	4293
Tight Seat & Back / 4 Leg - Tapered Wooden Legs / 500 lb. Weight Capacity																
	THREE PLACE SOFA / FULLY UPHOLSTERED	335-C	Overall: 67"w 27"d 30.75"h			Arm: 25.5"h			COM: 6 yds.							
			Seat: 59.25"w 19.5"d 18"h			Weight: 165 lbs.			COL: 108 sq.ft.							
			COM	COL	1	2	3	4	5	6	7	8	9	10	L1	L2
			3311	3642	3426	3584	3743	3902	4061	4219	4378	4537	4696	4854	5118	5690
Tight Seat & Back / 4 Leg - Tapered Brushed Aluminum Legs / 750 lb. Weight Capacity																
	THREE PLACE SOFA / FULLY UPHOLSTERED	335-D	Overall: 67"w 27"d 30.75"h			Arm: 25.5"h			COM: 6 yds.							
			Seat: 59.25"w 19.5"d 18"h			Weight: 165 lbs.			COL: 108 sq.ft.							
			COM	COL	1	2	3	4	5	6	7	8	9	10	L1	L2
			2860	3146	3002	3161	3320	3479	3637	3796	3955	4114	4272	4431	4695	5266
Tight Seat & Back / 4 Leg - Tapered Wooden Legs / 750 lb. Weight Capacity																

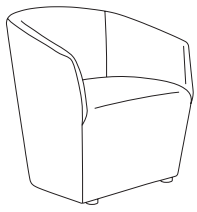
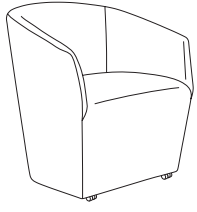

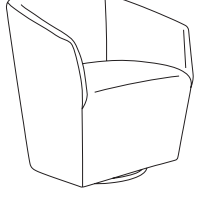
**DESCRIPTION:**

- Upholstery Frames: Hardwood & Plywood
- Seat: High Density Foam Over Sheet Webbing
- Back: High Density Foam Over Plywood Frame
- 10 Year Warranty

**OPTIONS:**

- ST1 Storage Cubby (#341 Chairs Only).....\$226
- Feather Down & Polyester Pillows Available (See Page 5)

**NOTE: Trinity Must Approve Fabric Selection Before Ordering.**

LOUNGE		ITEM #:	SPECIFICATIONS   GRADES   LIST PRICES:													
	LOUNGE CHAIR / FULLY UPHOLSTERED	341-A	Overall: 30"w 24.5"d 31.5"h			Arm: 25.5"h			COM: 3.25 yds.							
	Seat: 24"w 19"d 18.5"h			Weight: 58 lbs.			COL: 58.5 sq.ft.									
	COM		COL	1	2	3	4	5	6	7	8	9	10	L1	L2	
			1048	1153	1132	1203	1274	1345	1415	1486	1557	1627	1698	1769	1872	2127
Tight Seat & Back / Round Black Plastic Legs / 350 lb. Weight Capacity																
	LOUNGE CHAIR / FULLY UPHOLSTERED	341-B	Overall: 30"w 24.5"d 31.5"h			Arm: 25.5"h			COM: 3.25 yds.							
	Seat: 24"w 19"d 18.5"h			Weight: 58 lbs.			COL: 58.5 sq.ft.									
	COM		COL	1	2	3	4	5	6	7	8	9	10	L1	L2	
			1048	1153	1132	1203	1274	1345	1415	1486	1557	1627	1698	1769	1872	2127
Tight Seat & Back / Dual Wheel Casters / 350 lb. Weight Capacity																
	LOUNGE CHAIR / FULLY UPHOLSTERED	341-C	Overall: 30"w 24.5"d 32"h			Arm: 26"h			COM: 3.25 yds.							
	Seat: 24"w 19"d 19"h			Weight: 58 lbs.			COL: 58.5 sq.ft.									
	COM		COL	1	2	3	4	5	6	7	8	9	10	L1	L2	
			1165	1282	1243	1314	1385	1455	1526	1597	1667	1738	1809	1880	1983	2237
Tight Seat & Back / 360° Swivel Base / 350 lb. Weight Capacity																
	LOUNGE CHAIR / FULLY UPHOLSTERED	341-D	Overall: 30"w 24.5"d 32"h			Arm: 26"h			COM: 3.25 yds.							
	Seat: 24"w 19"d 19"h			Weight: 58 lbs.			COL: 58.5 sq.ft.									
	COM		COL	1	2	3	4	5	6	7	8	9	10	L1	L2	
			1205	1326	1281	1352	1422	1493	1564	1634	1705	1776	1847	1917	2021	2275
Tight Seat & Back / Self-Return 180° Swivel Base / 350 lb. Weight Capacity																

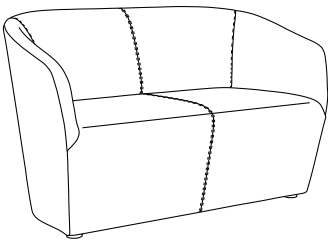
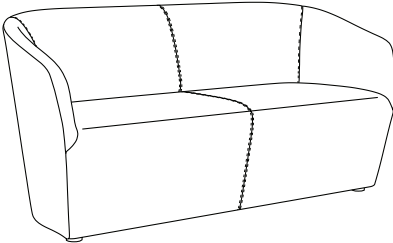
**DESCRIPTION:**




- Upholstery Frames: Hardwood & Plywood
- Seat: High Density Foam Over Sheet Webbing
- Back: High Density Foam Over Plywood Frame
- 10 Year Warranty

**OPTIONS:**

Feather Down & Polyester Pillows Available (See Page 5)

**NOTE: Trinity Must Approve Fabric Selection Before Ordering.**

LOUNGE		ITEM #:	SPECIFICATIONS   GRADES   LIST PRICES:															
<b>TWO PLACE SOFA / FULLY UPHOLSTERED</b>			<b>Overall:</b> 53"w 24.5"d 31.5"h			<b>Arm:</b> 25.5"h			<b>COM:</b> 6 yds.									
			<b>Seat:</b> 47"w 19"d 18.5"h			<b>Weight:</b> 110 lbs.			<b>COL:</b> 108 sq.ft.									
		<b>342-A</b>	<b>COM</b>	<b>COL</b>	<b>1</b>	<b>2</b>	<b>3</b>	<b>4</b>	<b>5</b>	<b>6</b>	<b>7</b>	<b>8</b>	<b>9</b>	<b>10</b>	<b>L1</b>	<b>L2</b>		
			2204	2424	2376	2526	2675	2825	2974	3124	3273	3423	3572	3722	3942	4481		
			<i>Tight Seat &amp; Back / Round Black Plastic Legs / 500 lb. Weight Capacity</i>															
<b>THREE PLACE SOFA / FULLY UPHOLSTERED</b>			<b>Overall:</b> 67"w 24.5"d 31.5"h			<b>Arm:</b> 25.5"h			<b>COM:</b> 7 yds.									
			<b>Seat:</b> 61"w 19"d 18.5"h			<b>Weight:</b> 165 lbs.			<b>COL:</b> 126 sq.ft.									
		<b>343-A</b>	<b>COM</b>	<b>COL</b>	<b>1</b>	<b>2</b>	<b>3</b>	<b>4</b>	<b>5</b>	<b>6</b>	<b>7</b>	<b>8</b>	<b>9</b>	<b>10</b>	<b>L1</b>	<b>L2</b>		
			2738	3012	2941	3126	3311	3497	3682	3867	4052	4237	4422	4608	4897	5564		
			<i>Tight Seat &amp; Back / Round Black Plastic Legs / 750 lb. Weight Capacity</i>															

STORAGE / POWER / COVERS	OPTION #:	SPECIFICATIONS   LIST PRICES   AVAILABILITY:
<p><b>STORAGE CUBBY</b></p> 	<p><b>Overall:</b> n/a</p> <hr/> <p><b>ST1</b> \$226  <i>Molded plastic bottom shelf for storage. (Available In Black or Gray)</i></p> <p><b>Available:</b> Swerve Collection (341 Chairs Only)</p>	
<p><b>DUAL CHARGING USB / POWER</b></p>  <p>USB-1 Dual Charging USB</p> <p>PM2 Power Module</p>	<p><b>USB-1 Overall:</b> 2"w 2"d .1875"h  <b>PM2 Overall:</b> 2"w 2"d .125"h</p> <hr/> <p><b>USB-1</b> \$238  <i>Spill-Proof Technology / 2 Amps Per Port / Multiple Finish Options / Storm Color Standard (Specify Left or Right Facing)</i></p> <p><b>PM2</b> \$238 Power Module (1-Power)  <i>Spill-Proof Technology / Multiple Finish Options / Storm Color Standard (Specify Left or Right Facing)</i></p> <p><b>Available:</b> Swerve Collection (Non-Swivel Units Only)</p>	
<p><b>CONTRASTING COVERS</b></p> 	<p><b>Overall:</b> n/a</p> <hr/> <p><b>CC</b> \$129  <i>NOTE: If Two Or More Upholsteries Or Leathers Are Used On Any Piece Of Furniture, Then A Contrast Charge Will Apply Per Order. When Using Trinity Upholstery, The Higher Priced Upholstery Grade Will Be Used In Pricing, Unless It's Trinity Leather With Fabric Contrast Welt, Or COM With Trinity Contrast Welt, Then Contact Customer Service For Pricing.</i></p> <p><b>Available:</b> Swerve Collection</p>	